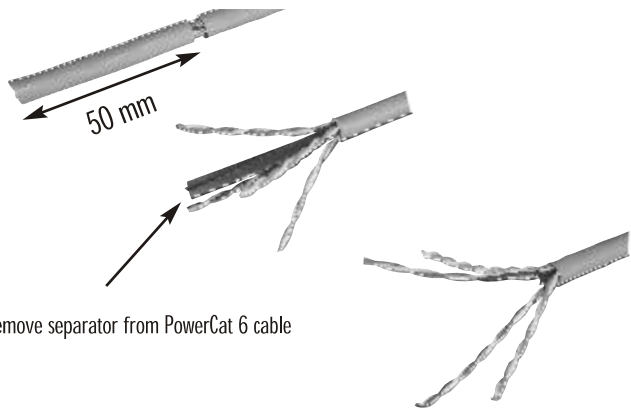
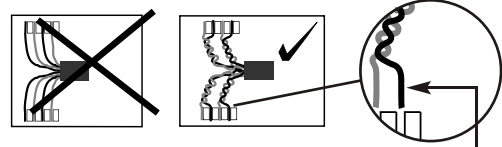
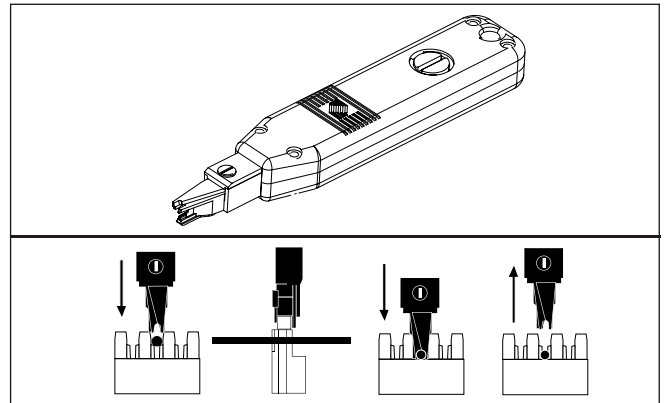




1. Cable Preparation



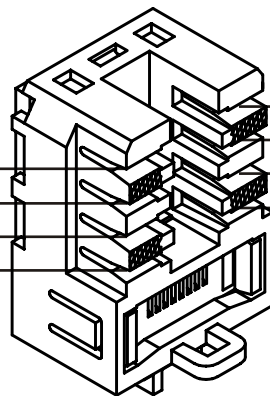
Remove separator from PowerCat 6 cable



Cat 6 Untwist - Max 6mm
Cat 5e Untwist - Max 13mm


2. Termination Sequence

GB	FI	FR	D	SW
white / blue	valkoinen / sininen	blanc / bleu	weiß / blau	vit / blå
blue / white	sininen / valkoinen	bleu / blanc	blau / weiß	blå / vit
white / brown	valkoinen / ruskea	blanc / marron	weiß / braun	vit / brun
brown / white	ruskea / valkoinen	marron / blanc	braun / weiß	brun / vit



GB	FI	FR	D	SW
white / green	valkoinen / vihreä	blanc / vert	weiß / grün	vit / grön
green / white	vihreä / valkoinen	vert / blanc	grün / weiß	grön / vit
white / orange	valkoinen / oranssi	blanc / orange	weiß / orange	vit / orange
orange / white	oranssi / valkoinen	orange / blanc	orange / weiß	orange / vit

3. Ensure bend radius is maintained in backbox



Do not crush cable with tightly fixed cable ties

MOLEX PREMISE NETWORKS

Corporate Headquarters
Tel: +1 603 324 0200
www.molexpn.com

Western Europe Headquarters
Tel: +44 (0) 1489 572111
www.molexpn.co.uk

Eastern Europe Headquarters
Tel: +48 58 530 62 00
www.molexpn.com.pl

Pac-Rim Headquarters
Tel: +61 3 9971 7111
www.molexpn.com.au