

CoreSync Field Tester Kit

The CoreSync Field Tester Kit allows for a quick validation of daisy-chain branches after the CoreSync System has been installed.

By connecting to the first device of a CoreSync daisy-chain, the Field Tester Kit will allow each device to blink sequentially depending on its location in the daisy-chain. The Field Tester Kit powers all devices on the daisy-chain using an AC connection. The first device will blink once, second device will blink twice, etc. until all devices have seen their turn. Once the cycle has been completed, the cycle will begin again at the first CoreSync daisy-chain device.



FEATURES AND ADVANTAGES

CoreSync Enabled	Easy integration with Molex CoreSync devices
CoreSync Bundle	All in one solution with added accessories for full testing
Interior Foam	Foam lining for safe protection of equipment stored
Integrated Handle	Allows easy carry and movement of kit
CoreSync Output Connector	Quick and easy connection to all CoreSync Devices
Polypropylene Copolymer Case	Robust housing perfect for heavy duty environments

SPECIFICATIONS

Electrical

Input Voltage: 100-240VAC 50-60Hz
Max Input Current: 10A
Output Power: CoreSync Bus (42V-60V DC)

Commercial Standards

FCC Class B
 UKCA
 UL (pending)
 CE (pending)

Product Safety

Output over-current protection
 Output over-voltage protection
 Internal Over-Temperature Protection
 DO NOT hot swap

Mechanical

Housing Material: Polypropylene Copolymer
Color: Black
Weight: 1.78kg (3.88lbs.)

Environmental

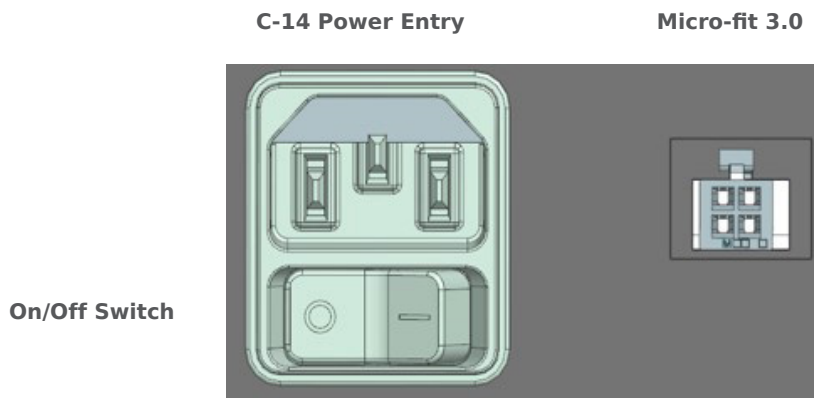
Ambient Temp Range:
 0 to 55°C (32 to 131°F)
Storage Temperature:
 -40 to 60°C (-40°F to 140°F)
Max Case Temperature : 60°C
Relative Humidity: 10-80% Non-Condensing
Environmental Rating: Indoor

www.molex.com/products/coresync/

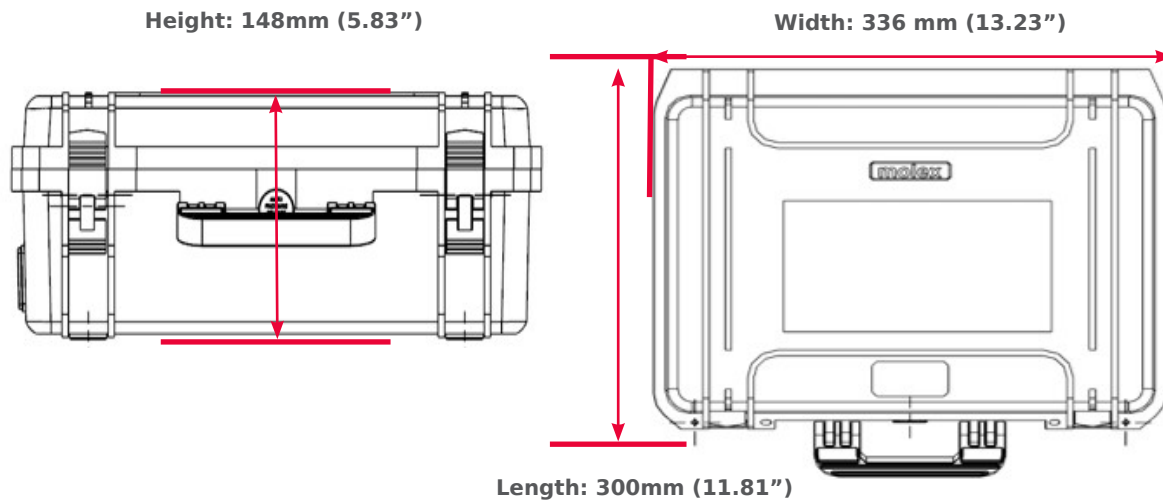
CoreSync Field Tester Kit >

CONNECTION INTERFACES

Connection	Connection Specification
AC Power Input	C-14 Power Entry for C-13 Power Cable
CoreSync Output	4-pin Micro-fit 3.0 Connector for CoreSync Harness



Dimensions



www.molex.com/products/coresync/

CoreSync Field Tester Kit

ORDERING INFORMATION

Order No.	Description
180788-3000	CoreSync Field Tester Kit

INCLUDED ACCESSORIES

Order No.	Description
180777-0450	CoreSync Driver Harness, Shrink tube, 5.0m
182089-1000	RGBW Indicator
N/A	C-13 Power Cable (USA, EU, UK)
245132-0499	4P-4P over molded adapter
182106-0006	Driver to Driver Harness, 4R to 4P, Shrink Tube, 6"

COMPATIBLE PRODUCTS

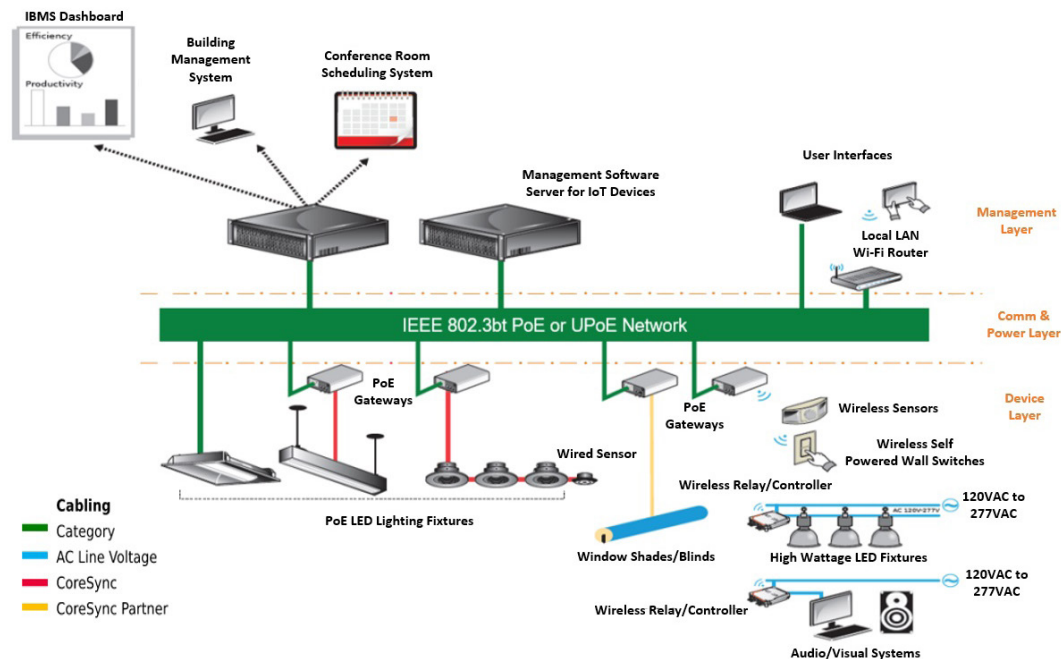
Molex Series	Description	Illumination
182089-1000	Advanced RGBW Indicator	Yes
182089-2000	Advanced Lighting Sensor	Yes
182089-3000	Advanced Environmental Sensor	Yes
180996-XXXX	CoreSync LED Driver	Yes
18209X-1000	Basic Sensor Type C and R	No
182135-1001	CoreSync Interface Module	No
182135-12XX	CoreSync Emergency Lighting Bypass	Yes

*All CoreSync product are compatible with the Field Tester. All devices will take time to blink an indicator even if no indicator is present on the device.

www.molex.com/products/coresync/

CoreSync Field Tester Kit

TYPICAL CORESYNC APPLICATION



DAISY-CHAINING

The CoreSync PoE Gateway receives power and data from a PoE Network Switch via Category cable. From the PoE Switch, the minimum guaranteed power at the input of the PoE Gateway 1.0 is 51W and for the Gateway 2.0, it is 71.3W. If the total power requirement on the Gateway is below 51W for the UPOE 60W standard, and below 71.3W for 802.3bt 90W standard, a single PoE Gateway can power and control multiple LED Drivers, sensors, and other CoreSync devices in a Daisy-Chain configuration, with the easy-to-use input and output connector scheme. Each CoreSync Daisy-Chain device can be powered and physically connected to a CoreSync PoE Gateway with a rugged and reliable Molex CoreSync Harness cable, using a Molex Micro-Fit 3.0 connection.



* Minimum Guaranteed Power for Gateway 1.0 is 51W and Gateway 2.0 is 71.3W. The total power budget on the gateway must comply with the requirement

www.molex.com/products/coresync/