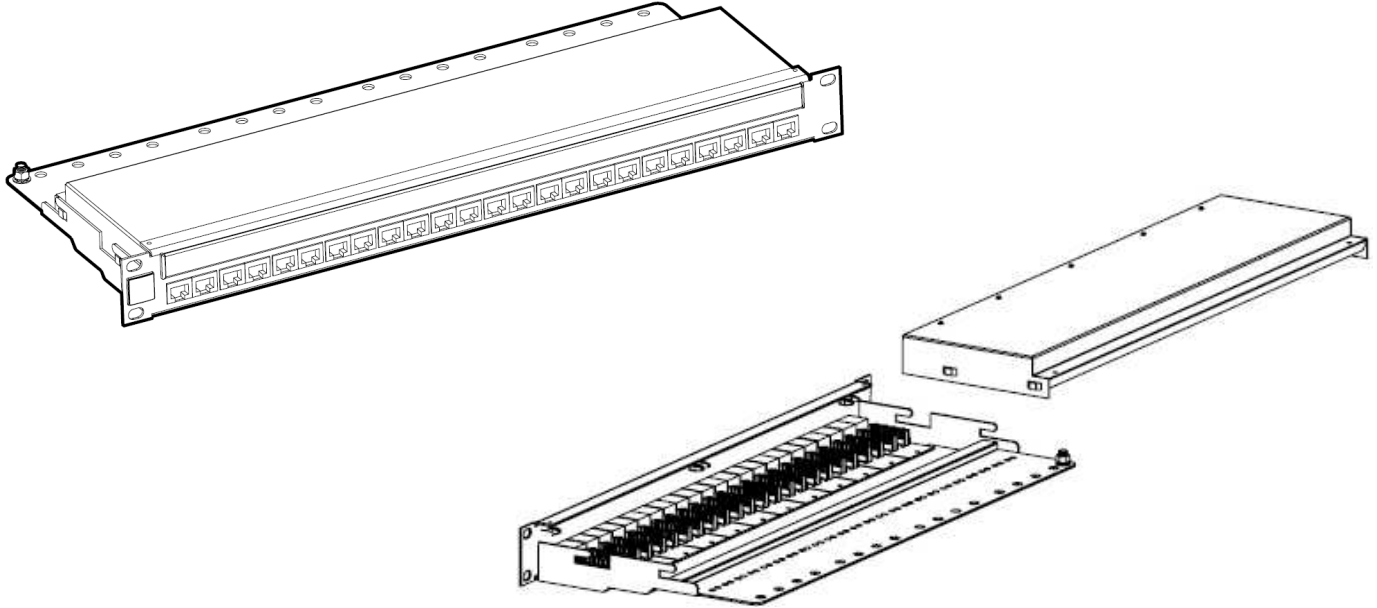


24 PORT SHIELDED PATCH PANEL (SYSTEM 2 POWER CAT C5E)



1.0 SCOPE

This document provides Installation instructions 24 Port shielded patch panel (system 2 PowerCat C5E)

2.0 PRODUCT DESCRIPTION

This is 24 Port shielded patch panel (system2 PowerCat C5E)

3.0 REFERENCE DOCUMENTS

4.0 PROCEDURE

4.1 GENERAL REQUIREMENTS

4.2 ASSEMBLY INSTRUCTIONS

4.3 REMOVAL INSTRUCTIONS

Tools required.

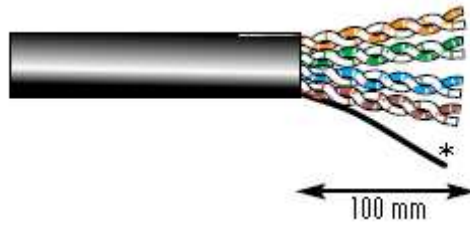
110 TERMINATION TOOL SET ON LOW IMPACT.

MPN NO.	SAP NO.
315-160	187000383




REVISION: A1	ECR/ECN INFORMATION: EC No: MTS2013-0071 DATE: 2013 / 07 / 16	TITLE: INSTALLATION INSTRUCTION 24PORT SHIELDED PATCH PANEL(SYSTEM 2 POWERCAT C5E)	SHEET No. 1 of 5
DOCUMENT NUMBER: AS-18700-073	CREATED / REVISED BY: Snagaravenka	CHECKED BY: CG, Raghavan	APPROVED BY: Ojdana, Krzysztof

1.

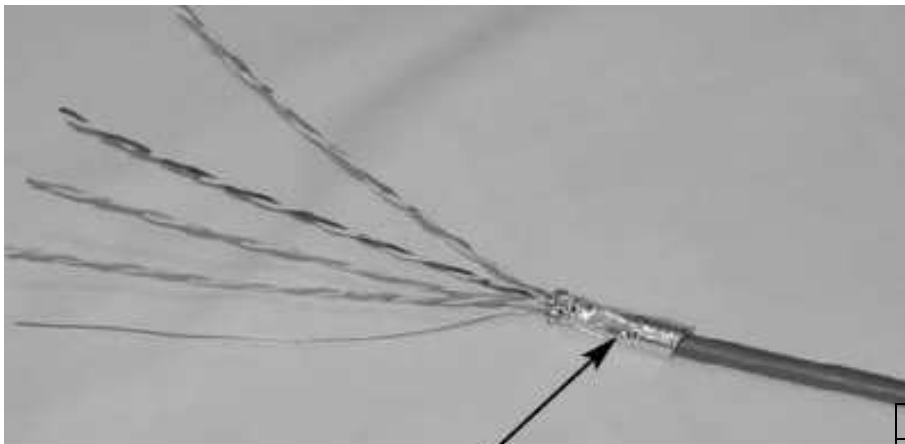


* Drain wire

2.



3.

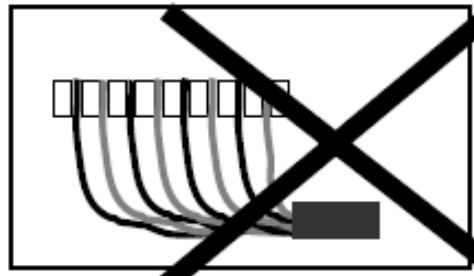
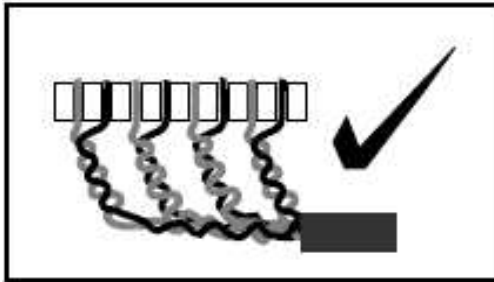


WRAP FOIL AROUND CABLE

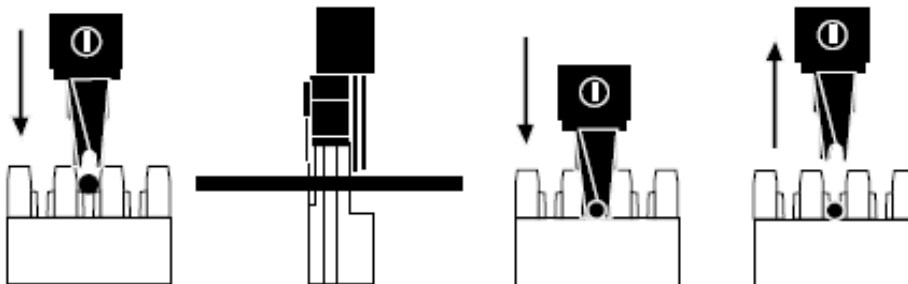
MPN NO.	SAP NO.
315-160	187000383

REVISION: A1	ECR/ECN INFORMATION: EC No: MTS2013-0071 DATE: 2013 / 07 / 16	TITLE: INSTALLATION INSTRUCTION 24PORT SHIELDED PATCH PANEL(SYSTEM 2 POWERCAT C5E)	SHEET No. 2 of 5
DOCUMENT NUMBER: AS-18700-073	CREATED / REVISED BY: Snagaravenka	CHECKED BY: CG, Raghavan	APPROVED BY: Ojdana, Krzysztof

4.

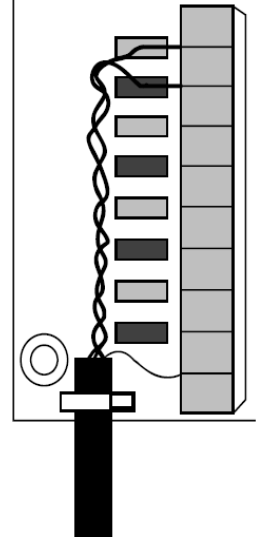


5.



568A

F	D	E	NL	GB	Jack Pin
blanc/bleu	weiß/blau	blanco/azul	wit/blauw	white/blue	5--
bleu	blau	azul	brau	blue	4--
blanc/vert	weiß/grun	blanco/verde	wit/groen	white/green	1--
vert	grun	verde	groen	green	2--
blanc/orange	orange/weiß	blanco/naranje	wit/oranje	white/orange	3--
orange	orange	naranje	oranje	orange	6--
blanc/marron	weiß/braun	blanco/marron	wit/bruin	white/brown	7--
marron	braun	marron	bruin	brown	8--
*	*	*	*	drain wire	Shield

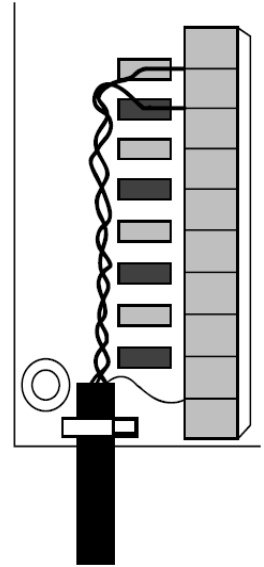


MPN NO.	SAP NO.
315-160	187000383


REVISION: A1	ECR/ECN INFORMATION: EC No: MTS2013-0071 DATE: 2013 / 07 / 16	TITLE: INSTALLATION INSTRUCTION 24PORT SHIELDED PATCH PANEL(SYSTEM 2 POWERCAT C5E)	SHEET No. 3 of 5
DOCUMENT NUMBER: AS-18700-073	CREATED / REVISED BY: Snagaravenka	CHECKED BY: CG, Raghavan	APPROVED BY: Ojdana, Krzysztof

568B

F	D	E	NL	GB	Jack Pin
blanc/bleu	weiß/blau	blanco/azul	wit/blauw	white/blue	5--
bleu	blau	azul	brauw	blue	4--
blanc/orange	weiß/orange	blanco/naranje	wit/oranje	white/orange	1--
orange	orange	naranje	oranje	orange	2--
blanc/vert	weiß/grun	blanco/verde	wit/groen	white/green	3--
vert	grun	verde	groen	green	6--
blanc/marron	weiß/braun	blanco/marron	wit/bruin	white/brown	7--
marron	braun	marron	bruin	brown	8--
*	*	*	*	drain wire	Shield



6.




7.



MPN NO.	SAP NO.
315-160	187000383

REVISION: A1	ECR/ECN INFORMATION: EC No: MTS2013-0071 DATE: 2013 / 07 / 16	TITLE: INSTALLATION INSTRUCTION 24PORT SHIELDED PATCH PANEL(SYSTEM 2 POWERCAT C5E)	SHEET No. 4 of 5
DOCUMENT NUMBER: AS-18700-073	CREATED / REVISED BY: Snagaravenka	CHECKED BY: CG, Raghavan	APPROVED BY: Ojdana, Krzysztof

8.



MPN NO.	SAP NO.
315-160	187000383

REVISION: A1	ECR/ECN INFORMATION: EC No: MTS2013-0071 DATE: 2013 / 07 / 16	TITLE: INSTALLATION INSTRUCTION 24PORT SHIELDED PATCH PANEL(SYSTEM 2 POWERCAT C5E)	SHEET No. 5 of 5
DOCUMENT NUMBER: AS-18700-073	CREATED / REVISED BY: Snagaravenka	CHECKED BY: CG, Raghavan	APPROVED BY: Ojdana, Krzysztof