

| MPN NO.      | SAP NO.   | DESCRIPTION                                   |
|--------------|-----------|---|
| MMS-00020-02 | 181770330 | Mod-Snap Keystone Fascia 38.5 x 25mm unloaded |



Figure 1




Figure 2

**C6A Keystone Jack (Part No KSJ-00079)**

**Mod-Snap Keystone Fascia (Part No. MMS-00020-02)**

Snap the unloaded fascia into the Mod-Snap wall plate as shown in figure 2. This fascia fits Molex Mod-Snap Wall plate part no's: 42-311-02, 42-312-02 and 42-314-02.

Important note: the Keystone fascia must be assembled into the wall plate before the jack is assembled into the fascia.


Terminate the Keystone jack (KSJ-00079) by following the cable colour coding instructions provided with the jack.



Figure 3

Once terminated, rotate the C6A Keystone Jack so that the RJ45 key latch points upwards as shown in figure 3.

Snap the small metal jack seating latch into the fascia first, and then snap the large white jack seating latch into the bottom of the fascia as shown in the figure 4.



Large white jack seating latch




Figure 4

Screw wall plate and module assembly to back box.




Figure 5

The Keystone Jack RJ45 key latch faces upwards for correct patch cord connection as shown in figure 6.